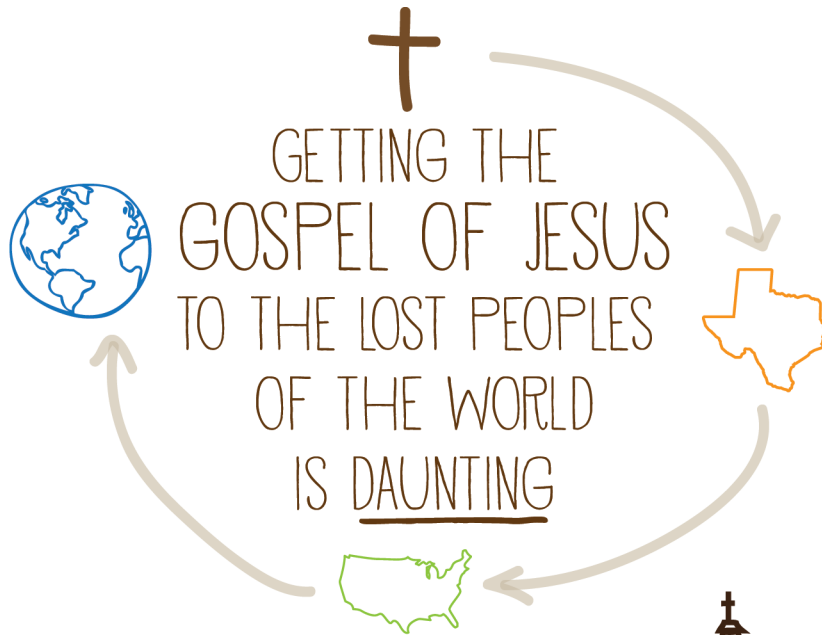


CP CHILDREN'S LESSON


FOR PRESCHOOL



WE DON'T HAVE TO WORK ALONE.



WORKING TOGETHER, THE POSSIBILITIES ARE ENDLESS



COOPERATIVE PROGRAM
Southern Baptists of Texas Convention

BIBLE STORY: JESUS FORGIVES AND HEALS
STORY OF THE PARALYTIC ● MARK 2:1-12

MEMORY VERSE: "GO EVERYWHERE IN THE WORLD,
AND TELL THE GOOD NEWS TO EVERYONE." MARK 16:15B

TEACHER PREP: ←

Read Mark 2:1-12. Learn the story so you will be able to retell it to the children as they work in different areas of the room throughout the morning. Notice that in verse five, Jesus is recorded to say, "Son, your sins are forgiven." Later in verse 11 we see that he said, "I say to you, arise, take up your bed, and go to your house." Jesus cared for the paralytic man's spiritual and physical wellbeing, but he forgave his sins before he healed his body.

Today's emphasis for preschoolers is on the Cooperative Program of the Southern Baptists of Texas Convention. The emphasis will be on sharing Jesus with as many people as possible in as many ways as necessary. In order to accomplish those tasks, Southern Baptists work together in a variety of ways. For preschoolers, the focus for this morning will be on working together to share Jesus with others. Today's story about four men who went to extraordinary measures to get their friend to Jesus so that he could be forgiven and healed will be our way to help preschoolers think about working together and sharing Jesus. Use the term Cooperative Program a few times so it will be familiar with them; but for today, the main idea is for preschoolers to understand the concept that of when we work together, we can get more done to share Jesus with others. BOTTOM LINE: WORKING TOGETHER, THE POSSIBILITIES ARE ENDLESS

OPENING ACTIVITIES: (30 minutes) ←

Allow the children to move between the various activities. Visit in occasionally to monitor their playing and learning and interject the story from today briefly in each area. For help, you may want to consult the Read To Me Bible between the pages 928 and 929, where you will see a picture to share with the children, as well as a story which highlights the portions easiest for young preschoolers to recall.

PUZZLES: Use puzzles about Jesus' miracles or the life of Jesus and let the children work together to complete the puzzles. They can either take turns putting pieces in the puzzle or they can work side by side and trade puzzles when they are finished.

BLOCKS: Use wooden or sturdy cardboard blocks and wooden people figures for building. Get a picture or two of Bible times houses and provide flat pieces of sturdy cardboard from packing boxes or shoebox lids for students to use as flat roofs. If you do not have a teaching picture with an illustration of a home from Bible times, you can find them in Bible resource books as well as on multiple sites on the internet. Ask your education or children's leader to help you locate these if you need them. Talk about the story and how the four men in the story lowered the lame man down through the roof to see Jesus through the roof. Let students decide where they think the hole

in the roof should go and have an adult cut a three-sided opening in the “roofs” for the children to use as they lower their people figures down to see Jesus. If you don’t have people figures available, you can draw facial features onto a clothes pin or just cut some basic people shapes out of cardboard or card stock for the children to use as they tell the story through play in the block area.

HOMELIVING: As children play together in the kitchen or homeliving area of your room, encourage them to work together on “making” a pizza or cake to share with others. If you have a table in that area, children can take turns serving their creations to one another.

MUSIC/ADDITIONAL ACTIVITY: For this activity, you will need a sturdy box, a Bible, a plastic or washable table cloth or large towel, crayons or markers, wooden people figures or simple card stock people cutouts and a CD player. Cut a three-sided opening in the roof ahead of time and place the box on the floor atop of the tablecloth or floor covering. Cut a doorway on one side of the boxes. Have a Bible open to Mark 2 and say that in today’s story, four men did something very special to help their friend get to Jesus. (See page 928 in your Read to Me Bible.) Ahead of time or as you tell the story, prepare stairs for the side of the box using cardboard or card stock paper and tape them to the box with masking tape. Some preschoolers will want to reenact the story over and over and others may just want to decorate the box. Play simple preschool music softly in the background for the children to enjoy and to create a calm environment for the children as they learn.

BOOKS: In the book area, place picture books of cities and countries along with a few preschool Bibles. Allow children to explore all the different places where the Southern Baptists of Texas Convention sends people (through the Cooperative Program) to tell others about Jesus. If your church has a special affiliation with a church plant or a specific country, be sure to include books and pictures from those places. Simple maps can be downloaded from Yahoo Kids or you can borrow from a missions group in your church or bring photos from a mission trip in which others from your church may have participated.

LARGE GROUP TIME: (10-12 minutes) ←

Items Needed: Bible, Teaching Picture of Today’s Story, Blanket or Sturdy Bath Sheet, and Doll

BIBLE STORY:

Open your Bible to Mark 2. Tell the children that today’s story is from the Bible. Ask them to look at the teaching picture, if you have one, while you tell the story. If you don’t have a teaching picture, place the cardboard box from one of the opening activities on the floor in front of you, along with the blanket or bath sheet, and ask the children to look at the items and imagine the scene of the story while you read the story to them. Ask them to listen for how many men helped the lame man and listen to find out what happened after the man saw Jesus. Some preschoolers may want to hold their own Bibles and put their finger on the Bible passage or picture of the story in their Bible while you read the story.

Read with excitement and emphasize verses 1 – 12 to the children. After you have read the Scripture, briefly summarize the story in your own words. Then ask a few students to help you act out the story.

(For help with a summary, see the Read to Me Bible pages 928-929.) You may want to have four children for the men who carried the lame man, and child to represent the lame man on the blanket, and another child for Jesus. (For this part of the story, let children lie on the blanket while others take turns pulling them across the front of the group. Do not allow children or adults to lift the preschoolers up in the blanket or towel. You know your children; if this part of the action is too tempting for them, provide a doll for them to carry in the blanket instead.) Any extras can easily become part of the crowd listening to Jesus. You can be the narrator and they can act out the story as you tell it. At the end, everyone can say together, *"We never saw anything like this!"* (verse 12b) Some preschoolers will enjoy acting the story out over and over, playing various different roles. Continue to act out the story several times until everyone has had a chance to participate in at least one of the key roles if he or she wishes.

PRAY TOGETHER:

Lead the preschoolers in prayer, thanking God for sending Jesus and asking God to help all of us share the good news about Jesus with as many people as we can. For older preschoolers, you may ask them if they can think of anyone who they might want to tell about Jesus and pray specifically for those people.

COOPERATIVE PROGRAM:

Ask the boys and girls if they know what the big word *cooperate* means. It means that we work together. Ask them to name some people with whom they cooperate or work together. Tell them that just like they work together with their friends and siblings, our church works together with lots of other churches in lots of different cities and states to help tell others about Jesus. They work together by giving money, sending missionaries to other cities and countries to tell others about Jesus, and praying together. We call that the Cooperative Program. See if they can say those big words with you. (Show picture of CP basics on last page of lesson)

SING:

Following are two songs that you can use to close out the large group time or as a break between other activities throughout the morning.

Go and tell (sung to the tune of Row, Row, Row Your Boat)

Go, go, go and tell
Tell of Jesus' love
Share his love with everyone
Jesus loves us all.

Give, give, give at church
Give so some can go
Share his love with everyone,
Jesus loves us all.

Serve, serve, serve our God
And each other, too
Work together, share His love
Jesus loves us all

After the children learn this next song, you can add the motions of an exaggerated “come over here” with a big wave toward you each time you sing the words “follow me.” You can also follow the teacher who is leading the around the room. Additionally, on the last line of the song, take turns adding in each child’s name.

Follow Me (sung to the tune of London Bridge is Falling Down)

Jesus said “Come follow me, follow me, follow me”

Jesus said “Come follow me, Karen followed.”

CLOSING ACTIVITIES: 15-30 minutes ←

SNACK ACTIVITY/ TRAIL MIX: For this activity you will need a variety of food items (listed below), along with two large bowls, wooden or other large mixing spoons, measuring cups, zip top bags, and masking tape or mailing labels. You will also want strips of paper with the Bible verse printed on it and small cups. (Bible verse patterns are at the end of this lesson.)

Depending on the size of your group or the setup of your room, you may elect to do this activity at a large table or in your homeliving area. Use a cup of four or five different ingredients you think your children will enjoy and that they are not allergic to—fish shaped or small cheese crackers, o –shaped cereal (any flavor), tiny pretzels, chocolate or butterscotch chips, etc. (Avoid using nuts.)

After the children wash their hands, let them take turns getting a measuring cup full of the different ingredients. They can discuss which ingredients are their favorites and which ones they like to eat in combination, etc. When all the ingredients are measured, let the students take turns putting their ingredient in one of the large bowls. After each ingredient is added, let the children take turns mixing the ingredients together. Continue until all the ingredients are added. Then take one of the large spoons or smaller measuring cups and let the students scoop out some of the mix to put into a small zip top bag. Add the memory verse slip and seal the bag. Then let them tell you who they would like to share the bag with and write that person’s name on the label or masking tape outside the bag. Encourage the children to think of someone they know who needs to hear about Jesus. Pray for the people who will receive the trail mix and the verse. Now, repeat the activity-but this time after the mix is ready, let the children spoon out servings into the small cups to enjoy. Pray, thanking God for the snack as well as for Jesus’ love and the Bible that helps us learn how to share Jesus with other people.

ALTERNATE CRAFT: Make a Reminder Pallet

Supplies needed: craft sticks, glue sticks, card stock paper or fabric pieces and markers. Give each child two craft sticks. Place the craft sticks parallel to each other between two and three inches apart. Help the child select a color of paper or lightweight fabric to wrap around the sticks so the sticks form the handles or outer edges of a pallet or portable bed. Students can color or decorate their pallet and even draw or fashion a pillow or blanket for an imagined lame person resting on the pallet. Talk about the story and how it might feel to need to lie on a pallet all the time and depend on friends to take you to see Jesus. Thank God for friends who care for us and ask God to help us all share his love with others.

BONUS ACTIVITY:

The Southern Baptists of Texas Convention is sponsoring a CP Drawing Contest for Cooperative Program Awareness. Children can submit a drawing of what the Cooperative Program means to them by October 1, 2013 to: SBTC CP Drawing Contest, 4500 State Hwy 360, Grapevine, TX 76051.

Awards will be given in the following categories: K & under, 1st-3rd, 4th-6th, and a Grand Prize Winner. The Grand Prize winner will receive an Outreach Block Party in 2014 for his/her church to use in relation with VBS, Fall Festival, Easter, etc.

You can include this as an activity in your class or distribute the flyer included in the lesson and located at whatisCP.com/resources to children for them work on at home. Or you can use this as an early arriver activity over the next few weeks.

FOR ADDITIONAL RESOURCES AND INFORMATION ON THE COOPERATIVE PROGRAM GO TO WHATISCP.COM



Go everywhere in the world, and tell the Good News to everyone. Mark 16:15b

Go everywhere in the world, and tell the Good News to everyone. Mark 16:15b

Go everywhere in the world, and tell the Good News to everyone. Mark 16:15b

Go everywhere in the world, and tell the Good News to everyone. Mark 16:15b

Go everywhere in the world, and tell the Good News to everyone. Mark 16:15b

Go everywhere in the world, and tell the Good News to everyone. Mark 16:15b

Go everywhere in the world, and tell the Good News to everyone. Mark 16:15b

Go everywhere in the world, and tell the Good News to everyone. Mark 16:15b

Go everywhere in the world, and tell the Good News to everyone. Mark 16:15b

Go everywhere in the world, and tell the Good News to everyone. Mark 16:15b

Go everywhere in the world, and tell the Good News to everyone. Mark 16:15b

Go everywhere in the world, and tell the Good News to everyone. Mark 16:15b

Go everywhere in the world, and tell the Good News to everyone. Mark 16:15b

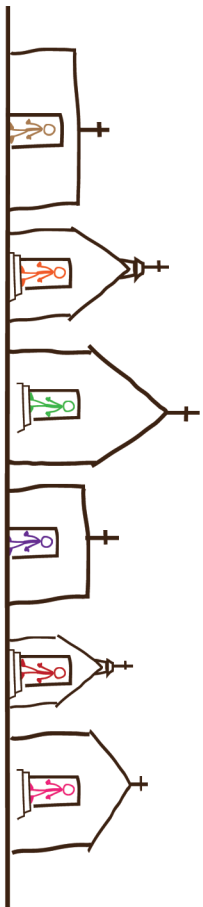
Go everywhere in the world, and tell the Good News to everyone. Mark 16:15b

Go everywhere in the world, and tell the Good News to everyone. Mark 16:15b

Go everywhere in the world, and tell the Good News to everyone. Mark 16:15b

Go everywhere in the world, and tell the Good News to everyone. Mark 16:15b

Go everywhere in the world, and tell the Good News to everyone. Mark 16:15b



CP DRAWING CONTEST FOR KIDS

SUPPLIES: CRAYONS & PAPER

INSTRUCTIONS:

- TEACH CHILDREN'S CP LESSON FOUND AT WHATISCP.COM/RESOURCES
- LET KIDS DRAW WHAT CP MEANS TO THEM
- SUBMIT DRAWINGS WITH CHILD'S NAME, AGE, CHURCH & CITY BY OCT. 1, 2013 TO:
SBIC CP DRAWING CONTEST, 4500 STATE HWY 360, GRAPEVINE, TX 76051
- ATTEND SBIC ANNUAL MEETING IN OCTOBER FOR CP DRAWING CONTEST ART DISPLAY & ANNOUNCEMENT OF WINNERS

PRIZES AWARDED IN THE FOLLOWING CATEGORIES:

PRESCHOOL (K & UNDER), 1ST-3RD, 4TH-6TH & A GRAND PRIZE WINNER

- **GRAND PRIZE WINNER** WILL RECEIVE AN OUTREACH BLOCK PARTY FOR THEIR CHURCH TO USE IN 2014 IN RELATION TO VBS, FALL FESTIVAL, EASTER, ETC...

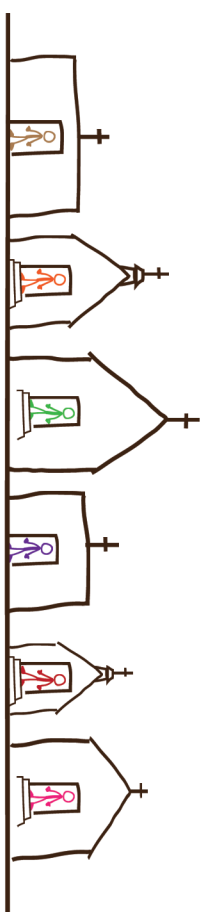
WE DON'T HAVE TO WORK ALONE.



COOPERATIVE PROGRAM

Southern Baptists of Texas Convention

Made possible by your gifts through the Cooperative Program



CP DRAWING CONTEST FOR KIDS

SUPPLIES: CRAYONS & PAPER

INSTRUCTIONS:


- TEACH CHILDREN'S CP LESSON FOUND AT WHATISCP.COM/RESOURCES
- LET KIDS DRAW WHAT CP MEANS TO THEM
- SUBMIT DRAWINGS WITH CHILD'S NAME, AGE, CHURCH & CITY BY OCT. 1, 2013 TO:
SBIC CP DRAWING CONTEST, 4500 STATE HWY 360, GRAPEVINE, TX 76051
- ATTEND SBIC ANNUAL MEETING IN OCTOBER FOR CP DRAWING CONTEST ART DISPLAY & ANNOUNCEMENT OF WINNERS

PRIZES AWARDED IN THE FOLLOWING CATEGORIES:

PRESCHOOL (K & UNDER), 1ST-3RD, 4TH-6TH & A GRAND PRIZE WINNER

- **GRAND PRIZE WINNER** WILL RECEIVE AN OUTREACH BLOCK PARTY FOR THEIR CHURCH TO USE IN 2014 IN RELATION TO VBS, FALL FESTIVAL, EASTER, ETC...

WE DON'T HAVE TO WORK ALONE.



COOPERATIVE PROGRAM

Southern Baptists of Texas Convention

Made possible by your gifts through the Cooperative Program


→ BASICS OF CP ←

YOU
↓
\$



- GIVE OUT OF GRATITUDE TO GOD
- GIVE BECAUSE YOU LOVE PEOPLE
- GIVE BECAUSE YOU TRUST GOD

YOUR
CHURCH
↓
\$



- DISCIPLING BELIEVERS
- REACHING THE LOST
- OBEYING THE GREAT COMMISSION

TEXAS
↓
\$



- STATEWIDE EVANGELISM STRATEGY
- TEXAS CHURCH PLANTING
- FAMILY/EDUCATIONAL MINISTRIES

THE
WORLD



- GLOBAL EVANGELISM
- U.S. CHURCH PLANTING
- TRAINING FOR FUTURE LEADERS



HAVE MORE QUESTIONS?
FIND OUT MORE AT whatisCP.com