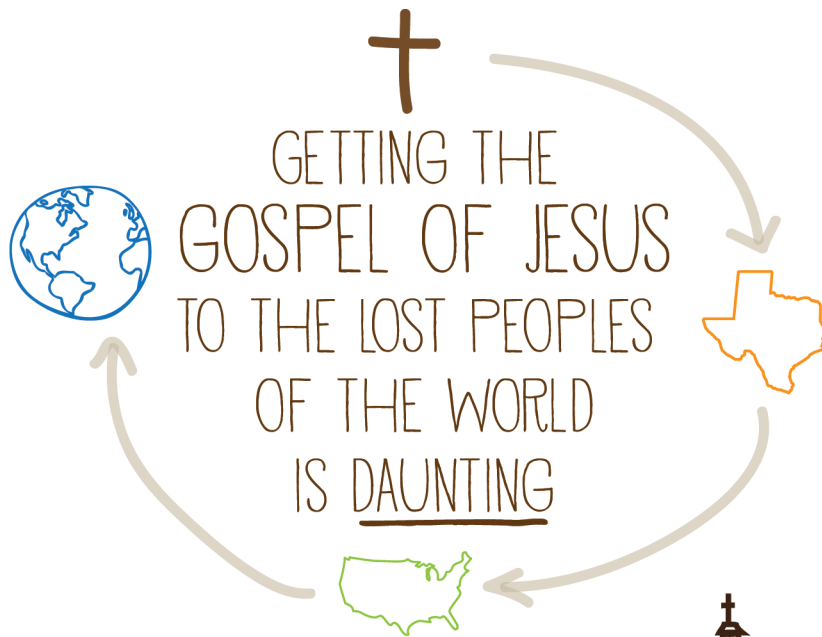


CP CHILDREN'S LESSON


FOR CHILDREN



WE DON'T HAVE TO WORK ALONE.



WORKING TOGETHER, THE POSSIBILITIES ARE ENDLESS



COOPERATIVE PROGRAM
Southern Baptists of Texas Convention

BIBLE STORY: PAUL AND BARNABAS SEND RELIEF FOR A CHURCH:
ACTS 11: 27-30; ACTS 2:40-47

MEMORY VERSE: ACTS 1:8 "BUT YOU SHALL RECEIVE POWER WHEN THE HOLY SPIRIT HAS COME UPON YOU; AND YOU SHALL BE WITNESSES TO ME IN JERUSALEM, AND IN ALL JUDEA AND SAMARIA, AND TO THE END OF THE EARTH." (NKJV)

MATTHEW 28:19-20 "GO THEREFORE AND MAKE DISCIPLES OF ALL THE NATIONS, BAPTIZING THEM IN THE NAME OF THE FATHER AND OF THE SON AND OF THE HOLY SPIRIT, TEACHING THEM TO OBSERVE ALL THINGS THAT I HAVE COMMANDED YOU; AND LO, I AM WITH YOU ALWAYS, EVEN TO THE END OF THE AGE." AMEN. (NKJV)

TEACHER PREP ←

Read the Bible story texts from the book of Acts. Based on your knowledge of your students, prepare a few questions that are easy as well as a few challenge questions for your students from the book of Acts and from the stories to use during large group time. Read through this lesson and take time to look at the International Mission Board and North American Mission Board websites to see what might capture the interest of your students, then pray for your students and gather all needed materials listed for the activities you select.

SMALL GROUP ACTIVITIES (30 minutes) ←

I. WORKING TOGETHER TO SHARE THE NEWS OF JESUS: Who Knew?

There are two parts to this activity and you can divide the students into two groups or more if needed, or you can have each child do each activity depending on your number of students, time allocation and room size.

A: **WHO KNEW?** Show the boys and girls the poster of how the Cooperative Program is allocated. Videos and additional information can be found at www.whatisCP.com (A copy is also at the conclusion of this lesson.) The majority of the CP funds go to International and North American Missions. If you have internet access in your room or if leaders have internet capabilities with tablets and phones, let the students look on the IMB and NAMB websites (Imb.org and namb.org) to find the most interesting or unusual place that Southern Baptists are sending missionaries. Have each group or individual student, depending on how you chose to divide up the assignments, make a short list of odd or unusual facts about certain missionaries, unreached people groups, etc. and then at the beginning of large group time, have the students report on their findings and see if the others can guess what country, state or region they are talking about. If your church has a particular partnership with a country, people group or church plant, then you can tailor the activity to suit your needs. The idea is to have the children investigate and discover how CP money is being used. If you do not have internet access in your classroom, then based on your knowledge of your students, print out various pages from the IMB and NAMB websites and/or borrow missions magazines from your church's missions programs to use for the students to look through. There

are lots of countries, people groups, etc. to choose from, and don't forget about the military! If time allows, provide maps from your local AAA office or book store for the children to look through, National Geographic has a World Atlas app that includes interesting facts about each country along with pictures of their flags. Use whatever is of interest to your students and let them tell about what they find most interesting. For example, Southwestern Seminary in Fort Worth, Texas (one of the six SBC seminaries that receives CP funds) has recently adopted the Unengaged People Group of Madagascar, the Antandroy people. Madagascar is home to over 100 species of lemurs! On a recent trip to Madagascar, over 180 people heard the good news of Jesus and professed him as Savior!

B. GO, GIVE, PRAY, TELL MEMORY PAGES AND PRESENTATIONS:

For this activity, you will need a variety of art supplies. Use whatever is handy in your resource room and try to collect a few unusual objects to spark students' creativity. Poster board, card stock, different colored tape, pretend money or pennies and nickels, along with gel pens, colored sharpies, etc.

Let students work in groups of two or four to develop a memory device to help the other students remember four key components to the Cooperative Program: Going, Giving, Praying, and Telling the good news of Jesus. They can invent a bulletin announcement, poster, announcement with motions for a church's announcement time during the worship service, or if you have it available, they can make a few PowerPoint slides to display their message. They can incorporate the logo or fund allocation diagram found on the last page of this lesson if they wish or they can create a new logo using the four key words, Go, Give, Pray, Tell. Encourage them to be creative! They can use words or just pictures. Those who wish can present their results in the large group time.

II. COOPERATION TRAIL MIX:

For this activity you will need a variety of food items (listed below), two large bowls, wooden or other large mixing spoons, measuring cups, plastic zip top bags, and masking tape or mailing labels. Strips of paper with the Bible verse John 14:6 printed on them (available at the end of this lesson) and small cups or paper towels.

Use a cup of four to five different ingredients that you think your children will enjoy and that they are not allergic to. Fish shaped or small cheese crackers, o-shaped cereal (any flavor), tiny pretzels, chocolate or butterscotch chips, etc. (Avoid using nuts.)

After the children wash their hands, let them take turns getting a measuring cup full of the different ingredients. They can discuss which ingredients are their favorites and which ones they like to eat in combination, etc. When all the ingredients are measured, then let the students take turns putting their ingredient in one of the large bowls. After each ingredient is added, let someone mix them together.

Continue until all the ingredients are added. Then take one of the large spoons or smaller measuring cups and let the students scoop out some of the mix to put into a small baggies. Add in the memory verse slip and seal the bag then let them tell you who they would like to share the bag with and write that person's name on the label or masking tape outside the bag. Encourage the children to think of someone that they

know that needs to hear about Jesus. Pray for the people who will receive the trail mix and the verse. Now, repeat the activity but this time after the mix is ready, then let the children spoon out servings into the small cups or onto napkins to enjoy. Pray thanking God for the snack as well as for Jesus' love and for the Bible that helps us learn how to share Jesus with other people.

During the activity, talk about what activities they participate in regularly that require cooperation with other people. Say that today we are learning about the Cooperative Program of the Southern Baptists of Texas Convention. The CP, as it is known, is a way that lots of different churches can work together to reach as many people as possible with the good news of Jesus. Ask the boys and girls to think of all the different things that churches can do to reach people for Jesus. As they discuss while working on their trail mix, make a list of all the different things they say. Ask the older children to look at the list and decide which things on the list they would rank as most important and why.

LARGE GROUP TIME: (10-12 minutes) ←

OPENING GAME: Spaghetti

Depending on the size of your group, this game is for six to eight students at a time.

Have the student stand in a circle and join hands, but not with the person on either side and with two different people. Try to untangle the group without letting go of hands. (sometimes it does not work, but they can enjoy trying and repeat it a few times). Groups can take turns or work simultaneously. Communication and cooperation are the keys to success with this game.

BIBLE STORY:

Open your Bible and invite students to open their Bibles to the Book of Acts.

Acts 11: 27-30; Acts 2:40-47

Before you read the Scriptures, ask a few questions to see what the students might already know about the book of Acts. (Author: Luke; Importance: Tells about the work after the gospels of the early Christians and early Church and contains the stories of Paul's missionary journeys).

Read Acts 2:40-47 aloud to the students. For older children, also read Acts 11:27-30.

Pray thanking God for those who have gone before to share the love of Christ. Obviously our world has more advanced ways of traveling and communicating now. Ask students if any of them have gone on a mission trip before and ask them to share briefly their experiences if they are willing, or you can share a story from a mission trip in which you participated. Or perhaps someone in your group has skyped with a missionary recently.

- Ask students to report their findings from their "Who Knew?" activity.
- Ask students to share their Memory Pages and/or Presentations with the rest of the group.

After each presentation, ask the students if there is anyone they know or that they can try to meet in their neighborhood or school to share the Gospel. They can Go, Pray, and Tell wherever they live, and they can Give at church. Everyone's offerings and tithes work together to help tell others about Jesus and his love and sacrifice for our salvation.

CLOSING OR ADDITIONAL ACTIVITY

For younger children:

Send home the Working Together Maze with younger children (towards the end of this lesson) or let the children help each other work them together.

BONUS ACTIVITY:

The Southern Baptists of Texas Convention is sponsoring a CP Drawing Contest for Cooperative Program Awareness. Children can submit a drawing of what the Cooperative Program means to them by October 1, 2013 to: SBTC CP Drawing Contest, 4500 State Hwy 360, Grapevine, TX 76051.

Awards will be given in the following categories: K & under, 1st-3rd, 4th-6th, and a Grand Prize Winner. The Grand Prize winner will receive an Outreach Block Party in 2014 for their church to use in relation with VBS, Fall Festival, Easter, etc.

You can include this as an activity in your class or distribute the flyer included in the lesson and located at whatisCP.com/resources for children to send home to work on at home or you can use this as an early arriver activity over the next few weeks.

FOR ADDITIONAL RESOURCES AND INFORMATION ON THE COOPERATIVE PROGRAM GO TO WHATISCP.COM



Jesus said to him, "I am the way, the truth, and the life. No one comes to the Father except through Me." John 14:6

Jesus said to him, "I am the way, the truth, and the life. No one comes to the Father except through Me." John 14:6

Jesus said to him, "I am the way, the truth, and the life. No one comes to the Father except through Me." John 14:6

Jesus said to him, "I am the way, the truth, and the life. No one comes to the Father except through Me." John 14:6

Jesus said to him, "I am the way, the truth, and the life. No one comes to the Father except through Me." John 14:6

Jesus said to him, "I am the way, the truth, and the life. No one comes to the Father except through Me." John 14:6

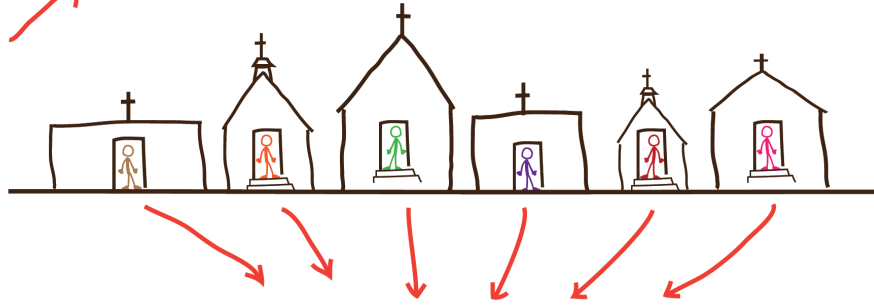
Jesus said to him, "I am the way, the truth, and the life. No one comes to the Father except through Me." John 14:6

Jesus said to him, "I am the way, the truth, and the life. No one comes to the Father except through Me." John 14:6


Jesus said to him, "I am the way, the truth, and the life. No one comes to the Father except through Me." John 14:6

Jesus said to him, "I am the way, the truth, and the life. No one comes to the Father except through Me." John 14:6

WORKING TOGETHER, THE POSSIBILITIES ARE ENDLESS



TO THE LOST PEOPLES OF THE WORLD



†
GETTING THE
GOSPEL OF JESUS

MATTHEW 28:19-20 "GO THEREFORE AND MAKE DISCIPLES OF ALL THE NATIONS, BAPTIZING THEM IN THE NAME OF THE FATHER AND OF THE SON AND OF THE HOLY SPIRIT, TEACHING THEM TO OBSERVE ALL THINGS THAT I HAVE COMMANDED YOU; AND LO, I AM WITH YOU ALWAYS, EVEN TO THE END OF THE AGE." AMEN. (NKJV)

2012-2013 Cooperative Program Allocation Budget

This allocation budget represents anticipated gifts forwarded to the SBC.

\$188,000,000

72.99%

World Missions Ministries

International Mission Board (50.20%)
North American Mission Board (22.79%)

22.16%

Theological Education Ministries

Seminaries (21.92%)
Library and Archives (.24%)


3.20%

SBC Operating Budget

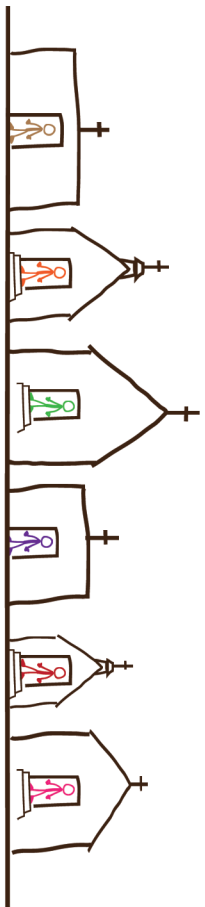
1.65%

Christian Ethics and Religious Liberty Ministries

Ethics & Religious Liberty Commission



Cooperative Program—The Heart of Southern Baptist Missions and Ministries



CP DRAWING CONTEST FOR KIDS

SUPPLIES: CRAYONS & PAPER

INSTRUCTIONS:

- TEACH CHILDREN'S CP LESSON FOUND AT WHATISCP.COM/RESOURCES
- LET KIDS DRAW WHAT CP MEANS TO THEM
- SUBMIT DRAWINGS WITH CHILD'S NAME, AGE, CHURCH & CITY BY OCT. 1, 2013 TO:
SBTC CP DRAWING CONTEST, 4500 STATE HWY 360, GRAPEVINE, TX 76051
- ATTEND SBTC ANNUAL MEETING IN OCTOBER FOR CP DRAWING CONTEST ART DISPLAY & ANNOUNCEMENT OF WINNERS

PRIZES AWARDED IN THE FOLLOWING CATEGORIES:

PRESCHOOL (K & UNDER), 1ST-3RD, 4TH-6TH & A GRAND PRIZE WINNER

- **GRAND PRIZE WINNER** WILL RECEIVE AN OUTREACH BLOCK PARTY FOR THEIR CHURCH TO USE IN 2014 IN RELATION TO VBS, FALL FESTIVAL, EASTER, ETC...

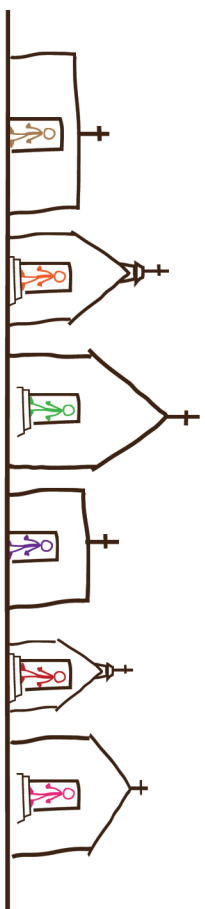
WE DON'T HAVE TO WORK ALONE.



COOPERATIVE PROGRAM

Southern Baptists of Texas Convention

Made possible by your gifts through the Cooperative Program



CP DRAWING CONTEST FOR KIDS

SUPPLIES: CRAYONS & PAPER

INSTRUCTIONS:


- TEACH CHILDREN'S CP LESSON FOUND AT WHATISCP.COM/RESOURCES
- LET KIDS DRAW WHAT CP MEANS TO THEM
- SUBMIT DRAWINGS WITH CHILD'S NAME, AGE, CHURCH & CITY BY OCT. 1, 2013 TO:
SBTC CP DRAWING CONTEST, 4500 STATE HWY 360, GRAPEVINE, TX 76051
- ATTEND SBTC ANNUAL MEETING IN OCTOBER FOR CP DRAWING CONTEST ART DISPLAY & ANNOUNCEMENT OF WINNERS

PRIZES AWARDED IN THE FOLLOWING CATEGORIES:

PRESCHOOL (K & UNDER), 1ST-3RD, 4TH-6TH & A GRAND PRIZE WINNER

- **GRAND PRIZE WINNER** WILL RECEIVE AN OUTREACH BLOCK PARTY FOR THEIR CHURCH TO USE IN 2014 IN RELATION TO VBS, FALL FESTIVAL, EASTER, ETC...

WE DON'T HAVE TO WORK ALONE.



COOPERATIVE PROGRAM

Southern Baptists of Texas Convention

Made possible by your gifts through the Cooperative Program

→ BASICS OF CP ←

YOU
↓
\$



- GIVE OUT OF GRATITUDE TO GOD
- GIVE BECAUSE YOU LOVE PEOPLE
- GIVE BECAUSE YOU TRUST GOD

YOUR
CHURCH
↓
\$



- DISCIPLING BELIEVERS
- REACHING THE LOST
- OBEYING THE GREAT COMMISSION

TEXAS
↓
\$



- STATEWIDE EVANGELISM STRATEGY
- TEXAS CHURCH PLANTING
- FAMILY/EDUCATIONAL MINISTRIES

THE
WORLD



- GLOBAL EVANGELISM
- U.S. CHURCH PLANTING
- TRAINING FOR FUTURE LEADERS



HAVE MORE QUESTIONS?
FIND OUT MORE AT whatisCP.com